




**MINUTES OF COUNTY FINANCES
TREASURER'S REPORT**

IN THE MATTER OF COUNTY FINANCES
IN THE HANDS OF
MARY HORTON, TREASURER
OF JACKSON COUNTY, TEXAS

COMMISSIONERS' COURT
JACKSON COUNTY, TEXAS
IN REGULAR SESSION
SEPTEMBER TERM 2023

IN ACCORDANCE with Section 114.026, Local Government Code, we, the undersigned, constituting the Commissioners' Court of said County, certify that on the 26th day of September 2023, at the Regular term of Court, we compared and examined the monthly report of Mary Horton, Treasurer of Jackson County, Texas, for August 2023, and finding the same correct, entered an order in the Minutes approving said report, which states total cash and other assets on hand as:

\$16,286,879.61



Jill S. Sklar, County Judge



Wayne Hunt, Commissioner Pct. #1



Wayne Bubela, Commissioner Pct. #2

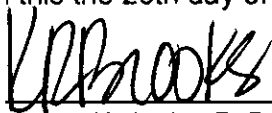


Glenn T. Martin, Commissioner Pct. #3




Dennis Karl, Commissioner Pct. #4

SWORN TO AND SUBSCRIBED BEFORE ME, by Jill S. Sklar, County Judge, and County Commissioners of said Jackson County, each respectively, on this the 26th day of September A.D., 2023.



Attest: Katherine R. Brooks, County Clerk

FILED FOR RECORD THIS the 26th day of September A.D., 2023, and recorded on the 26th day of September A.D., 2023.



Katherine R. Brooks, County Clerk and
Ex-Officio Clerk of the Commissioners'
Court in and for Jackson County, Texas

By: _____
Deputy



Jackson County, Texas

Treasurer's Monthly Report Account Summary

Date Range: 08/01/2023 - 08/31/2023

Account	Name	Beginning Balance	Total Activity	Total Debits	Total Credits	Ending Balance
Fund: 10 - GENERAL						
10-000-1020-0000	CHANGE FUND/PETTY CASH	2,186.00	674.00	674.00	0.00	2,860.00
10-000-1030-0000	CASH IN BANK	80,996.56	-10,815.57	712,489.82	723,305.39	70,180.99
10-000-1034-0000	CASH IN BANK - CLEARING	11,008.84	648.47	10,447.23	9,798.76	11,657.31
10-000-1040-0000	CASH IN TEX POOL	272,849.96	1,229.31	1,229.31	0.00	274,079.27
10-000-1042-0000	CASH IN TEXAS CLASS	7,085,576.61	-296,620.82	33,379.18	330,000.00	6,788,955.79
10-000-1046-0000	CASH IN C.D.'S	20,080.09	0.00	0.00	0.00	20,080.09
10-000-1060-0000	CASH IN MONEY MARKET	953,505.40	2,672.43	2,672.43	0.00	956,177.83
Total Fund: 10 - GENERAL:		8,426,203.46	-302,212.18	760,891.97	1,063,104.15	8,123,991.28
Fund: 12 - PERMANENT IMPROVEMENT						
12-000-1030-0000	CASH IN BANK	1,755.21	337.21	58,010.18	57,672.97	2,092.42
12-000-1040-0000	CASH IN TEX POOL	0.00	0.00	0.00	0.00	0.00
12-000-1042-0000	CASH IN TEXAS CLASS	1,128,030.45	-52,803.89	5,196.11	58,000.00	1,075,226.56
Total Fund: 12 - PERMANENT IMPROVEMENT:		1,129,785.66	-52,466.68	63,206.29	115,672.97	1,077,318.98
Fund: 15 - COMMISSARY TELEPHONE						
15-000-1030-0000	CASH IN BANK	516.82	490.89	4,866.96	4,376.07	1,007.71
15-000-1040-0000	CASH IN TEXPOOL	0.00	0.00	0.00	0.00	0.00
15-000-1042-0000	CASH IN TEXAS CLASS	30,800.00	4,000.00	4,147.44	147.44	34,800.00
Total Fund: 15 - COMMISSARY TELEPHONE:		31,316.82	4,490.89	9,014.40	4,523.51	35,807.71
Fund: 17 - DISTRICT ATTORNEY-HOT CHK						
17-000-1030-0000	CASH IN BANK	411.76	0.00	0.00	0.00	411.76
17-000-1040-0000	CASH IN TEX POOL	0.00	0.00	0.00	0.00	0.00
17-000-1042-0000	CASH IN TEXAS CLASS	5,700.00	0.00	26.52	26.52	5,700.00
Total Fund: 17 - DISTRICT ATTORNEY-HOT CHK:		6,111.76	0.00	26.52	26.52	6,111.76
Fund: 18 - ELECTIONS ADMINISTRATION						
18-000-1030-0000	CASH IN BANK	2,699.77	3,528.29	5,455.57	1,927.28	6,228.06
18-000-1042-0000	CASH IN TEXAS CLASS	0.00	0.00	0.00	0.00	0.00
Total Fund: 18 - ELECTIONS ADMINISTRATION:		2,699.77	3,528.29	5,455.57	1,927.28	6,228.06
Fund: 19 - FORFEITURE-DIST ATTORNEY						
19-000-1030-0000	CASH IN BANK	2,766.34	1,410.66	81,728.28	80,317.62	4,177.00
19-000-1040-0000	CASH IN TEXPOOL	0.00	0.00	0.00	0.00	0.00
19-000-1042-0000	CASH IN TEXAS CLASS	202,877.39	73,021.23	76,021.23	3,000.00	275,898.62
Total Fund: 19 - FORFEITURE-DIST ATTORNEY:		205,643.73	74,431.89	157,749.51	83,317.62	280,075.62
Fund: 21 - FORFEITURE-SHERIFF						
21-000-1030-0000	CASH IN BANK	155.79	3,690.72	33,740.69	30,049.97	3,846.51

Treasurer's Monthly Report

Date Range: 08/01/2023 - 08/31/2023

Account	Name	Beginning Balance	Total Activity	Total Debits	Total Credits	Ending Balance
21-000-1040-0000	CASH IN TEXPOOL	0.00	0.00	0.00	0.00	0.00
21-000-1042-0000	CASH IN TEXAS CLASS	66,661.26	30,342.22	30,342.22	0.00	97,003.48
Total Fund: 21 - FORFEITURE-SHERIFF:		66,817.05	34,032.94	64,082.91	30,049.97	100,849.99
Fund: 23 - TECHNOLOGY FUND						
23-000-1030-0000	CASH IN BANK	477.98	610.97	610.97	0.00	1,088.95
23-000-1040-0000	CASH IN TEXPOOL	0.00	0.00	0.00	0.00	0.00
23-000-1042-0000	CASH IN TEXAS CLASS	3,348.00	0.00	15.52	15.52	3,348.00
Total Fund: 23 - TECHNOLOGY FUND:		3,825.98	610.97	626.49	15.52	4,436.95
Fund: 24 - JUV PROB DISCRETIONARY						
24-000-1030-0000	CASH IN BANK	3,496.08	0.00	0.00	0.00	3,496.08
24-000-1042-0000	CASH IN TEXAS CLASS	0.00	0.00	0.00	0.00	0.00
Total Fund: 24 - JUV PROB DISCRETIONARY:		3,496.08	0.00	0.00	0.00	3,496.08
Fund: 25 - JUVENILE PROBATION GRANTS						
25-000-1030-0000	CASH IN BANK	204.82	-36.83	0.00	36.83	167.99
25-000-1040-0000	CASH IN TEXPOOL	0.00	0.00	0.00	0.00	0.00
25-000-1042-0000	CASH IN TEXAS CLASS	9,982.04	46.51	46.51	0.00	10,028.55
Total Fund: 25 - JUVENILE PROBATION GRANTS:		10,186.86	9.68	46.51	36.83	10,196.54
Fund: 26 - LAW LIBRARY						
26-000-1030-0000	CASH IN BANK	1,341.27	1,050.00	1,050.00	0.00	2,391.27
26-000-1042-0000	CASH IN TEXAS CLASS	5,150.00	0.00	23.89	23.89	5,150.00
Total Fund: 26 - LAW LIBRARY:		6,491.27	1,050.00	1,073.89	23.89	7,541.27
Fund: 27 - LEOSE-LAW ENF OFFICERS ED						
27-000-1030-0000	CASH IN BANK	49.57	-25.00	200.00	225.00	24.57
27-000-1042-0000	CASH IN TEXAS CLASS	3,840.00	-200.00	17.68	217.68	3,640.00
Total Fund: 27 - LEOSE-LAW ENF OFFICERS ED:		3,889.57	-225.00	217.68	442.68	3,664.57
Fund: 28 - LIBRARY-MEMORIAL FUND						
28-000-1030-0000	CASH IN BANK	1,301.01	-1,127.43	0.00	1,127.43	173.58
28-000-1040-0000	CASH IN TEXPOOL	2,622.64	11.78	11.78	0.00	2,634.42
28-000-1042-0000	CASH IN TEXAS CLASS	55,686.59	259.53	259.53	0.00	55,946.12
Total Fund: 28 - LIBRARY-MEMORIAL FUND:		59,610.24	-856.12	271.31	1,127.43	58,754.12
Fund: 29 - RECORDS MGT- COUNTY CLERK						
29-000-1030-0000	CASH IN BANK	4,673.33	-937.62	5,706.40	6,644.02	3,735.71
29-000-1040-0000	CASH IN TEXPOOL	0.00	0.00	0.00	0.00	0.00
29-000-1042-0000	CASH IN TEXAS CLASS	224,982.99	6,053.75	6,053.75	0.00	231,036.74
Total Fund: 29 - RECORDS MGT- COUNTY CLERK:		229,656.32	5,116.13	11,760.15	6,644.02	234,772.45
Fund: 30 - RECORDS MGT - COUNTY						
30-000-1030-0000	CASH IN BANK	901.16	30.00	30.00	0.00	931.16
30-000-1040-0000	CASH IN TEXPOOL	0.00	0.00	0.00	0.00	0.00
30-000-1042-0000	CASH IN TEXAS CLASS	7,293.94	33.98	33.98	0.00	7,327.92
Total Fund: 30 - RECORDS MGT - COUNTY:		8,195.10	63.98	63.98	0.00	8,259.08

Treasurer's Monthly Report

Date Range: 08/01/2023 - 08/31/2023

Account	Name	Beginning Balance	Total Activity	Total Debits	Total Credits	Ending Balance
Fund: 31 - RECORDS MGT - DIST CLERK						
31-000-1030-0000	CASH IN BANK	572.53	1,068.68	1,068.68	0.00	1,641.21
31-000-1040-0000	CASH IN TEXPOOL	0.00	0.00	0.00	0.00	0.00
31-000-1042-0000	CASH IN TEXAS CLASS	10,875.00	0.00	50.55	50.55	10,875.00
Total Fund: 31 - RECORDS MGT - DIST CLERK:		11,447.53	1,068.68	1,119.23	50.55	12,516.21
Fund: 32 - SECURITY FUND						
32-000-1030-0000	CASH IN BANK	716.05	1,531.55	1,544.75	13.20	2,247.60
32-000-1040-0000	CASH IN TEXPOOL	0.00	0.00	0.00	0.00	0.00
32-000-1042-0000	CASH IN TEXAS CLASS	37,450.00	0.00	174.16	174.16	37,450.00
Total Fund: 32 - SECURITY FUND:		38,166.05	1,531.55	1,718.91	187.36	39,697.60
Fund: 33 - CRTHSE SECURITY - JPS						
33-000-1030-0000	CASH IN BANK	2,987.43	106.97	125.63	18.66	3,094.40
33-000-1040-0000	CASH IN TEX POOL	0.00	0.00	0.00	0.00	0.00
33-000-1042-0000	CASH IN TEXAS CLASS	0.00	0.00	0.00	0.00	0.00
Total Fund: 33 - CRTHSE SECURITY - JPS:		2,987.43	106.97	125.63	18.66	3,094.40
Fund: 34 - CHILD ABUSE PREVENTION						
34-000-1030-0000	CASH IN BANK	349.55	65.34	65.34	0.00	414.89
34-000-1042-0000	CASH IN TEXAS CLASS	0.00	0.00	0.00	0.00	0.00
Total Fund: 34 - CHILD ABUSE PREVENTION:		349.55	65.34	65.34	0.00	414.89
Fund: 35 - CHILD WELFARE						
35-000-1030-0000	CASH IN BANK	86.16	-0.23	0.00	0.23	85.93
35-000-1040-0000	CASH IN TEXPOOL	0.00	0.00	0.00	0.00	0.00
35-000-1042-0000	CASH IN TEXAS CLASS	6,826.83	31.81	31.81	0.00	6,858.64
Total Fund: 35 - CHILD WELFARE:		6,912.99	31.58	31.81	0.23	6,944.57
Fund: 36 - HISTORICAL COMMISSION						
36-000-1030-0000	CASH IN BANK	159.01	-0.43	0.00	0.43	158.58
36-000-1040-0000	CASH IN TEX POOL	0.00	0.00	0.00	0.00	0.00
36-000-1042-0000	CASH IN TEXAS CLASS	30,357.83	141.50	141.50	0.00	30,499.33
Total Fund: 36 - HISTORICAL COMMISSION:		30,516.84	141.07	141.50	0.43	30,657.91
Fund: 37 - MEDIATION FUND						
37-000-1030-0000	CASH IN BANK	4,126.00	0.00	0.00	0.00	4,126.00
Total Fund: 37 - MEDIATION FUND:		4,126.00	0.00	0.00	0.00	4,126.00
Fund: 39 - BRIDGE REPLACEMENT						
39-000-1030-0000	CASH IN BANK	33.52	-0.09	0.00	0.09	33.43
39-000-1042-0000	CASH IN TEXAS CLASS	355,298.70	1,655.84	1,655.84	0.00	356,954.54
Total Fund: 39 - BRIDGE REPLACEMENT:		355,332.22	1,655.75	1,655.84	0.09	356,987.97
Fund: 40 - HIGHWAY						
40-000-1030-0000	CASH IN BANK	-24,878.02	-56,008.04	20,770.82	76,778.86	-80,886.06
40-000-1042-0000	CASH IN TEXAS CLASS	0.00	0.00	0.00	0.00	0.00
Total Fund: 40 - HIGHWAY:		-24,878.02	-56,008.04	20,770.82	76,778.86	-80,886.06

Treasurer's Monthly Report

Date Range: 08/01/2023 - 08/31/2023

Account	Name	Beginning Balance	Total Activity	Total Debits	Total Credits	Ending Balance
Fund: 41 - ROAD & BRIDGE GEN NO. 1						
41-000-1030-0000	CASH IN BANK	3,238.79	3,377.08	50,950.63	47,573.55	6,615.87
41-000-1040-0000	CASH IN TEX POOL	16,632.89	74.97	74.97	0.00	16,707.86
41-000-1042-0000	CASH IN TEXAS CLASS	133,449.88	-44,425.41	574.59	45,000.00	89,024.47
Total Fund: 41 - ROAD & BRIDGE GEN NO. 1:		153,321.56	-40,973.36	51,600.19	92,573.55	112,348.20
Fund: 42 - ROAD & BRIDGE GEN NO. 2						
42-000-1030-0000	CASH IN BANK	6,349.22	-8,419.02	106,775.52	115,194.54	-2,069.80
42-000-1040-0000	CASH IN TEXPOOL	16,894.92	76.15	76.15	0.00	16,971.07
42-000-1042-0000	CASH IN TEXAS CLASS	234,366.79	-105,019.24	980.76	106,000.00	129,347.55
Total Fund: 42 - ROAD & BRIDGE GEN NO. 2:		257,610.93	-113,362.11	107,832.43	221,194.54	144,248.82
Fund: 43 - ROAD & BRIDGE GEN NO. 3						
43-000-1030-0000	CASH IN BANK	4,168.79	-479.21	36,764.93	37,244.14	3,689.58
43-000-1040-0000	CASH IN TEX POOL	26,556.50	119.62	119.62	0.00	26,676.12
43-000-1042-0000	CASH IN TEXAS CLASS	298,126.17	-34,648.47	1,351.53	36,000.00	263,477.70
Total Fund: 43 - ROAD & BRIDGE GEN NO. 3:		328,851.46	-35,008.06	38,236.08	73,244.14	293,843.40
Fund: 44 - ROAD & BRIDGE GEN NO. 4						
44-000-1030-0000	CASH IN BANK	5,524.15	-2,002.65	105,119.28	107,121.93	3,521.50
44-000-1040-0000	CASH IN TEX POOL	10,849.00	48.89	48.89	0.00	10,897.89
44-000-1042-0000	CASH IN TEXAS CLASS	603,787.15	-102,296.56	2,703.44	105,000.00	501,490.59
Total Fund: 44 - ROAD & BRIDGE GEN NO. 4:		620,160.30	-104,250.32	107,871.61	212,121.93	515,909.98
Fund: 45 - ROAD & BRIDGE LATERAL RD						
45-000-1030-0000	CASH IN BANK	5,189.39	-5,189.00	0.00	5,189.00	0.39
45-000-1042-0000	CASH IN TEXAS CLASS	0.00	0.00	0.00	0.00	0.00
Total Fund: 45 - ROAD & BRIDGE LATERAL RD:		5,189.39	-5,189.00	0.00	5,189.00	0.39
Fund: 50 - PCT#1 EQUIPMENT REPLACMNT						
50-000-1030-0000	CASH IN BANK	626.85	-1.70	0.00	1.70	625.15
50-000-1040-0000	CASH IN TEX POOL	0.00	0.00	0.00	0.00	0.00
50-000-1042-0000	CASH IN TEXAS CLASS	55.44	0.29	0.29	0.00	55.73
Total Fund: 50 - PCT#1 EQUIPMENT REPLACMNT:		682.29	-1.41	0.29	1.70	680.88
Fund: 51 - PCT#2 EQUIPMENT REPLACMNT						
51-000-1030-0000	CASH IN BANK	23.99	-0.07	0.00	0.07	23.92
51-000-1040-0000	CASH IN TEX POOL	0.00	0.00	0.00	0.00	0.00
51-000-1042-0000	CASH IN TEXAS CLASS	144,258.49	672.28	672.28	0.00	144,930.77
Total Fund: 51 - PCT#2 EQUIPMENT REPLACMNT:		144,282.48	672.21	672.28	0.07	144,954.69
Fund: 52 - PCT#3 EQUIPMENT REPLACMNT						
52-000-1030-0000	CASH IN BANK	37.49	-0.10	0.00	0.10	37.39
52-000-1040-0000	CASH IN TEX POOL	0.00	0.00	0.00	0.00	0.00
52-000-1042-0000	CASH IN TEXAS CLASS	47,440.70	221.09	221.09	0.00	47,661.79
Total Fund: 52 - PCT#3 EQUIPMENT REPLACMNT:		47,478.19	220.99	221.09	0.10	47,699.18
Fund: 53 - PCT#4 EQUIPMENT REPLACMNT						
53-000-1030-0000	CASH IN BANK	26.00	-0.07	0.00	0.07	25.93

Treasurer's Monthly Report

Date Range: 08/01/2023 - 08/31/2023

Account	Name	Beginning Balance	Total Activity	Total Debits	Total Credits	Ending Balance
53-000-1040-0000	CASH IN TEX POOL	0.00	0.00	0.00	0.00	0.00
53-000-1042-0000	CASH IN TEXAS CLASS	116,789.81	544.28	544.28	0.00	117,334.09
Total Fund: 53 - PCT#4 EQUIPMENT REPLACMNT:		116,815.81	544.21	544.28	0.07	117,360.02
Fund: 55 - CONSTRUCTION GRANTS						
55-000-1030-0000	CASH IN BANK	-1,963.47	-7,125.00	24,625.00	31,750.00	-9,088.47
Total Fund: 55 - CONSTRUCTION GRANTS:		-1,963.47	-7,125.00	24,625.00	31,750.00	-9,088.47
Fund: 57 - ABANDONED MOTOR VEHICLE						
57-000-1030-0000	CASH IN BANK	16,222.98	5,740.28	6,338.22	597.94	21,963.26
57-000-1040-0000	CASH IN TEXPOOL	0.00	0.00	0.00	0.00	0.00
57-000-1042-0000	CASH IN TEXAS CLASS	0.00	0.00	0.00	0.00	0.00
57-000-1055-0000	CASH IN BANK - ABANDONED MOTOR	6,235.21	-5,031.45	0.00	5,031.45	1,203.76
Total Fund: 57 - ABANDONED MOTOR VEHICLE:		22,458.19	708.83	6,338.22	5,629.39	23,167.02
Fund: 65 - TRUANCY PREV & DIVERSION						
65-000-1030-0000	CASH IN BANK	19,215.21	514.87	514.87	0.00	19,730.08
65-000-1040-0000	CASH IN TEX POOL	0.00	0.00	0.00	0.00	0.00
Total Fund: 65 - TRUANCY PREV & DIVERSION:		19,215.21	514.87	514.87	0.00	19,730.08
Fund: 66 - CO SPECIALTY COURT						
66-000-1030-0000	CASH IN BANK	11,050.08	339.79	339.79	0.00	11,389.87
66-000-1040-0000	CASH IN TEX POOL	0.00	0.00	0.00	0.00	0.00
Total Fund: 66 - CO SPECIALTY COURT:		11,050.08	339.79	339.79	0.00	11,389.87
Fund: 70 - AMERICAN RESCUE PLAN (ARP)						
70-000-1030-0000	CASH IN BANK	1,174.24	1,269.77	56,273.95	55,004.18	2,444.01
70-000-1042-0000	CASH IN TEXAS CLASS	2,810,998.12	-42,958.49	13,041.51	56,000.00	2,768,039.63
70-000-1060-0000	CASH IN MONEY MARKET	16,455.85	19.57	19.57	0.00	16,475.42
Total Fund: 70 - AMERICAN RESCUE PLAN (ARP):		2,828,628.21	-41,669.15	69,335.03	111,004.18	2,786,959.06
Fund: 71 - FED & STATE RELIEF						
71-000-1030-0000	CASH IN BANK	209.67	-0.57	0.00	0.57	209.10
71-000-1042-0000	CASH IN TEXAS CLASS	1,617.62	7.48	7.48	0.00	1,625.10
Total Fund: 71 - FED & STATE RELIEF:		1,827.29	6.91	7.48	0.57	1,834.20
Fund: 72 - COASTAL PROTECTION						
72-000-1030-0000	CASH IN BANK	126.02	1,313.57	5,000.00	3,686.43	1,439.59
72-000-1042-0000	CASH IN TEXAS CLASS	1,151,542.33	361.40	5,361.40	5,000.00	1,151,903.73
Total Fund: 72 - COASTAL PROTECTION:		1,151,668.35	1,674.97	10,361.40	8,686.43	1,153,343.32
Fund: 80 - AIRPORT						
80-000-1030-0000	CASH IN BANK	458.23	2,034.91	7,003.62	4,968.71	2,493.14
80-000-1040-0000	CASH IN TEXPOOL	0.00	0.00	0.00	0.00	0.00
80-000-1042-0000	CASH IN TEXAS CLASS	133,923.12	-5,382.18	617.82	6,000.00	128,540.94
Total Fund: 80 - AIRPORT:		134,381.35	-3,347.27	7,621.44	10,968.71	131,034.08
Fund: 81 - JAIL COMMISSARY						
81-000-1030-0000	CASH IN BANK	25,947.21	-2,599.02	1,194.91	3,793.93	23,348.19

Treasurer's Monthly Report

Date Range: 08/01/2023 - 08/31/2023

Account	Name	Beginning Balance	Total Activity	Total Debits	Total Credits	Ending Balance
81-000-1040-0000	CASH IN TEXPOOL	0.00	0.00	0.00	0.00	0.00
81-000-1042-0000	CASH IN TEXAS CLASS	0.00	0.00	0.00	0.00	0.00
Total Fund: 81 - JAIL COMMISSARY:		25,947.21	-2,599.02	1,194.91	3,793.93	23,348.19
Fund: 88 - STATE FEES						
88-000-1030-0000	CASH IN BANK	38,051.31	22,973.77	25,279.17	2,305.40	61,025.08
88-000-1042-0000	CASH IN TEXAS CLASS	0.00	0.00	0.00	0.00	0.00
Total Fund: 88 - STATE FEES:		38,051.31	22,973.77	25,279.17	2,305.40	61,025.08
Fund: 89 - TRUST INVESTMENT						
89-000-1030-0000	CASH IN BANK	0.00	112,468.98	236,018.33	123,549.35	112,468.98
89-000-1040-0000	CASH IN TEXPOOL	17,867.37	80.54	80.54	0.00	17,947.91
89-000-1042-0000	CASH IN TEXAS CLASS	260,279.43	-213,922.01	11,265.08	225,187.09	46,357.42
89-000-1060-0000	CASH IN BANK - MONEY MARKET	0.00	0.00	0.00	0.00	0.00
Total Fund: 89 - TRUST INVESTMENT:		278,146.80	-101,372.49	247,363.95	348,736.44	176,774.31
Fund: 90 - DISTRICT CLERK RESRV ACCT						
90-000-1030-0000	CASH IN BANK	226,180.90	-30,921.54	2,702.38	33,623.92	195,259.36
90-000-1035-0000	CASH IN BANK - NON INT BEARING	0.00	0.00	0.00	0.00	0.00
90-000-1040-0000	CASH IN TEXPOOL	0.00	0.00	0.00	0.00	0.00
90-000-1042-0000	CASH IN TEXAS CLASS	0.00	0.00	0.00	0.00	0.00
Total Fund: 90 - DISTRICT CLERK RESRV ACCT:		226,180.90	-30,921.54	2,702.38	33,623.92	195,259.36
Fund: 92 - FLOOD CONTROL - JC DRAIN						
92-000-1030-0000	CASH IN BANK	0.00	0.00	2,257.37	2,257.37	0.00
92-000-1040-0000	CASH IN TEXPOOL	0.00	0.00	0.00	0.00	0.00
92-000-1042-0000	CASH IN TEXAS CLASS	0.00	0.00	0.00	0.00	0.00
Total Fund: 92 - FLOOD CONTROL - JC DRAIN:		0.00	0.00	2,257.37	2,257.37	0.00
Grand Totals:		17,028,874.10	-741,994.49	1,805,035.52	2,547,030.01	16,286,879.61

Fund Summary

Fund	Beginning Balance	Total Activity	Total Debits	Total Credits	Ending Balance
10 - GENERAL	8,426,203.46	-302,212.18	760,891.97	1,063,104.15	8,123,991.28
12 - PERMANENT IMPROVEMENT	1,129,785.66	-52,466.68	63,206.29	115,672.97	1,077,318.98
15 - COMMISSARY TELEPHONE	31,316.82	4,490.89	9,014.40	4,523.51	35,807.71
17 - DISTRICT ATTORNEY-HOT CHK	6,111.76	0.00	26.52	26.52	6,111.76
18 - ELECTIONS ADMINISTRATION	2,699.77	3,528.29	5,455.57	1,927.28	6,228.06
19 - FORFEITURE-DIST ATTORNEY	205,643.73	74,431.89	157,749.51	83,317.62	280,075.62
21 - FORFEITURE-SHERIFF	66,817.05	34,032.94	64,082.91	30,049.97	100,849.99
23 - TECHNOLOGY FUND	3,825.98	610.97	626.49	15.52	4,436.95
24 - JUV PROB DISCRETIONARY	3,496.08	0.00	0.00	0.00	3,496.08
25 - JUVENILE PROBATION GRANTS	10,186.86	9.68	46.51	36.83	10,196.54
26 - LAW LIBRARY	6,491.27	1,050.00	1,073.89	23.89	7,541.27
27 - LEOSE-LAW ENF OFFICERS ED	3,889.57	-225.00	217.68	442.68	3,664.57
28 - LIBRARY-MEMORIAL FUND	59,610.24	-856.12	271.31	1,127.43	58,754.12
29 - RECORDS MGT- COUNTY CLERK	229,656.32	5,116.13	11,760.15	6,644.02	234,772.45
30 - RECORDS MGT - COUNTY	8,195.10	63.98	63.98	0.00	8,259.08
31 - RECORDS MGT - DIST CLERK	11,447.53	1,068.68	1,119.23	50.55	12,516.21
32 - SECURITY FUND	38,166.05	1,531.55	1,718.91	187.36	39,697.60
33 - CRTHSE SECURITY - JPS	2,987.43	106.97	125.63	18.66	3,094.40
34 - CHILD ABUSE PREVENTION	349.55	65.34	65.34	0.00	414.89
35 - CHILD WELFARE	6,912.99	31.58	31.81	0.23	6,944.57
36 - HISTORICAL COMMISSION	30,516.84	141.07	141.50	0.43	30,657.91
37 - MEDIATION FUND	4,126.00	0.00	0.00	0.00	4,126.00
39 - BRIDGE REPLACEMENT	355,332.22	1,655.75	1,655.84	0.09	356,987.97
40 - HIGHWAY	-24,878.02	-56,008.04	20,770.82	76,778.86	-80,886.06
41 - ROAD & BRIDGE GEN NO. 1	153,321.56	-40,973.36	51,600.19	92,573.55	112,348.20
42 - ROAD & BRIDGE GEN NO. 2	257,610.93	-113,362.11	107,832.43	221,194.54	144,248.82
43 - ROAD & BRIDGE GEN NO. 3	328,851.46	-35,008.06	38,236.08	73,244.14	293,843.40
44 - ROAD & BRIDGE GEN NO. 4	620,160.30	-104,250.32	107,871.61	212,121.93	515,909.98
45 - ROAD & BRIDGE LATERAL RD	5,189.39	-5,189.00	0.00	5,189.00	0.39
50 - PCT#1 EQUIPMENT REPLACMNT	682.29	-1.41	0.29	1.70	680.88
51 - PCT#2 EQUIPMENT REPLACMNT	144,282.48	672.21	672.28	0.07	144,954.69
52 - PCT#3 EQUIPMENT REPLACMNT	47,478.19	220.99	221.09	0.10	47,699.18
53 - PCT#4 EQUIPMENT REPLACMNT	116,815.81	544.21	544.28	0.07	117,360.02
55 - CONSTRUCTION GRANTS	-1,963.47	-7,125.00	24,625.00	31,750.00	-9,088.47
57 - ABANDONED MOTOR VEHICLE	22,458.19	708.83	6,338.22	5,629.39	23,167.02
65 - TRUANCY PREV & DIVERSION	19,215.21	514.87	514.87	0.00	19,730.08
66 - CO SPECIALTY COURT	11,050.08	339.79	339.79	0.00	11,389.87
70 - AMERICAN RESCUE PLAN (ARP)	2,828,628.21	-41,669.15	69,335.03	111,004.18	2,786,959.06
71 - FED & STATE RELIEF	1,827.29	6.91	7.48	0.57	1,834.20
72 - COASTAL PROTECTION	1,151,668.35	1,674.97	10,361.40	8,686.43	1,153,343.32
80 - AIRPORT	134,381.35	-3,347.27	7,621.44	10,968.71	131,034.08
81 - JAIL COMMISSARY	25,947.21	-2,599.02	1,194.91	3,793.93	23,348.19

Fund Summary

88 - STATE FEES	38,051.31	22,973.77	25,279.17	2,305.40	61,025.08
89 - TRUST INVESTMENT	278,146.80	-101,372.49	247,363.95	348,736.44	176,774.31
90 - DISTRICT CLERK RESRV ACCT	226,180.90	-30,921.54	2,702.38	33,623.92	195,259.36
92 - FLOOD CONTROL - JC DRAIN	0.00	0.00	2,257.37	2,257.37	0.00
Grand Total:	17,028,874.10	-741,994.49	1,805,035.52	2,547,030.01	16,286,879.61



EL CAMPO, TX

Pledge Security Listing

August 31, 2023

ID	CUSIP	Description	Safekeeping Location	Safekeeping Receipt	Coupon	Maturity Date	Call Date	Moody	S&P	Fitch	ASC 320	Face Amount	Current Par	Current Book Value	Market Value	Gain(Loss)
JACKSON COUNTY																
5552	3132D6AB6	FR #SB8102	FHLB		1.50	05/01/2036		AAA	AA+	AAA	HTM	6,700,000	5,070,826.79	5,123,479.09	4,268,216.33	(855,262.76)
Total for JACKSON COUNTY												6,700,000	5,070,826.79	5,123,479.09	4,268,216.33	(855,262.76)

INVESTMENTS

TexPool			07/31/2023				08/31/2023
FUND	ACCOUNT NAME	ACC'T #	BALANCE	INTEREST	DEPOSIT	WITHDRAW	BALANCE
41	Road & Bridge Precinct #1	1100	16,632.89	74.97			16,707.86
42	Road & Bridge Precinct #2	1200	16,894.92	76.15			16,971.07
43	Road & Bridge Precinct #3	1300	26,556.50	119.62			26,676.12
44	Road & Bridge Precinct #4	1400	10,849.00	48.89			10,897.89
10	General	1500	272,849.96	1,229.31			274,079.27
28	Library - Memorial Fund	2800	2,622.64	11.78			2,634.42
89	Binning Heirs Trust Cause #4563	7406	2,460.14	11.16			2,471.30
89	Cordele Church & Cemetery	7502	5,950.83	26.81			5,977.64
89	Callis Receivership	7504	9,456.40	42.57			9,498.97
TOTAL IN TEXPOOL			364,273.28	1,641.26	0.00	0.00	365,914.54
Standard & Poor Global rating			AAAm				AAAm
AVERAGE INTEREST RATE			5.1238%				5.3047%

Texas CLASS			07/31/2023				08/31/2023
FUND	ACCOUNT NAME	ACC'T #	BALANCE	INTEREST	DEPOSIT	WITHDRAW	BALANCE
10	General	0011	7,085,576.61	32,923.42	455.76	330,000.00	6,788,955.79
12	Permanent Improvement	0012	292,277.16	1,301.12		58,000.00	235,578.28
12	Permanent Improvement - Jail Commitment	0112	835,753.29	3,894.99			839,648.28
15	Commissary Telephone	0015	30,800.00	147.44	4,000.00	147.44	34,800.00
17	District Attorney Hot Check	0017	5,700.00	26.52		26.52	5,700.00
19	Forfeiture - District Attorney	0019	202,877.39	1,021.23	75,000.00	3,000.00	275,898.62
21	Forfeiture - Sheriff	0021	66,661.26	342.22	30,000.00		97,003.48
23	Technology	0023	3,348.00	15.52		15.52	3,348.00
25	Juvenile Probation Grants	0025	9,982.04	46.51			10,028.55
26	Law Library	0026	5,150.00	23.89		23.89	5,150.00
27	LEOSE	0027	3,840.00	17.68		217.68	3,640.00
28	Library - Memorial Fund	0028	55,686.59	259.53			55,946.12
29	Records Management - County Clerk	0029	224,982.99	1,053.75	5,000.00		231,036.74
30	Records Management - County	0030	7,293.94	33.98			7,327.92
31	Records Management - District Clerk	0031	10,875.00	50.55		50.55	10,875.00
32	Security	0032	37,450.00	174.16		174.16	37,450.00
35	Child Welfare	0035	6,826.83	31.81			6,858.64
36	Historical Commission	0036	30,357.83	141.50			30,499.33
39	Bridge Replacement	0039	355,298.70	1,655.84			356,954.54
41	Road & Bridge Precinct #1	0041	133,449.88	574.59		45,000.00	89,024.47
42	Road & Bridge Precinct #2	0042	234,366.79	980.76		106,000.00	129,347.55
43	Road & Bridge Precinct #3	0043	298,126.17	1,351.53		36,000.00	263,477.70
44	Road & Bridge Precinct #4	0044	603,787.15	2,703.44		105,000.00	501,490.59
50	Road & Bridge Precinct #1 Equipment Replacement	0050	55.44	0.29			55.73
51	Road & Bridge Precinct #2 Equipment Replacement	0051	144,258.49	672.28			144,930.77

Texas CLASS			07/31/2023				08/31/2023
FUND	ACCOUNT NAME	ACC'T #	BALANCE	INTEREST	DEPOSIT	WITHDRAW	BALANCE
52	Road & Bridge Precinct #3 Equipment Replacement	0052	47,440.70	221.09			47,661.79
53	Road & Bridge Precinct #4 Equipment Replacement	0053	116,789.81	544.28			117,334.09
70	American Rescue Plan	0070	2,810,998.12	13,041.51		56,000.00	2,768,039.63
71	Federal & State Relief	0071	1,617.62	7.48			1,625.10
72	Coastal Impact Assistance	0072	1,151,542.33	5,361.40		5,000.00	1,151,903.73
80	Airport	0080	133,923.12	617.82		6,000.00	128,540.94
89	Trello DPS Seizure	2289	224,917.65	269.45		225,187.09	0.01
89	Silva DPS Seizure	3289	0.00	29.04	8,048.00		8,077.04
89	Alvarado-Montellano City of Edna Seizure	1489	2,038.03	9.54			2,047.57
89	Gutierrez City of Edna Seizure	5489	23,147.88	107.87			23,255.75
89	Sims/Norman City of Edna Seizure	6489	1,361.24	6.34			1,367.58
89	Carter SO Seizure	5389	885.21	4.07			889.28
89	Lira SO Seizure	6389	1,150.76	5.31			1,156.07
89	Longoria SO Seizure	9389	2,091.86	9.76			2,101.62
89	Yarbrough Trust Cause #5356	1589	4,686.80	31.32	2,744.38		7,462.50
TOTAL IN TEXAS CLASS			15,207,372.68	69,710.83	125,248.14	975,842.85	14,426,488.80
Standard & Poor Global rating			AAAm				AAAm
AVERAGE INTEREST RATE			5.3245%				5.4752%

Prosperity Bank			07/31/2023				08/31/2023
FUND	ACCOUNT NAME	ACC'T #	BALANCE	INTEREST	DEPOSIT	WITHDRAW	BALANCE
10	Transfer Station Certificate of Deposit	1238	20,080.09				20,080.09
	INTEREST RATE		3.1300%				3.1300%
10	Depository Money Market	7900	953,505.40	2,672.43			956,177.83
	AVERAGE INTEREST RATE		3.3500%				3.3500%
71	American Rescue Plan Money Market	2160	16,455.85	19.57			16,475.42
	AVERAGE INTEREST RATE		1.4100%				1.4100%

This report is presented in accordance with provisions of Texas Government Code §2256.023, the Public Funds Investment Act. The investments held in the Jackson County portfolio comply with the Public Funds Investment Act and the County's investment policy and strategies.

This report is true and correct to the best of my knowledge and belief according to the records of this office.



Mary Horton, CCT, CIO